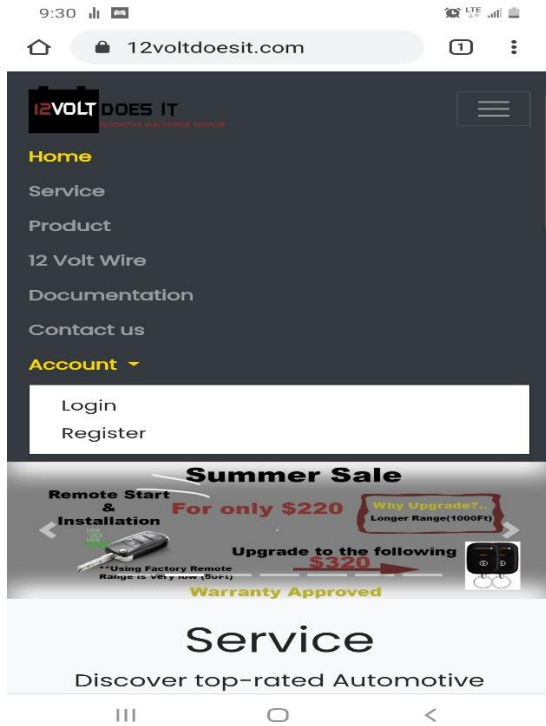


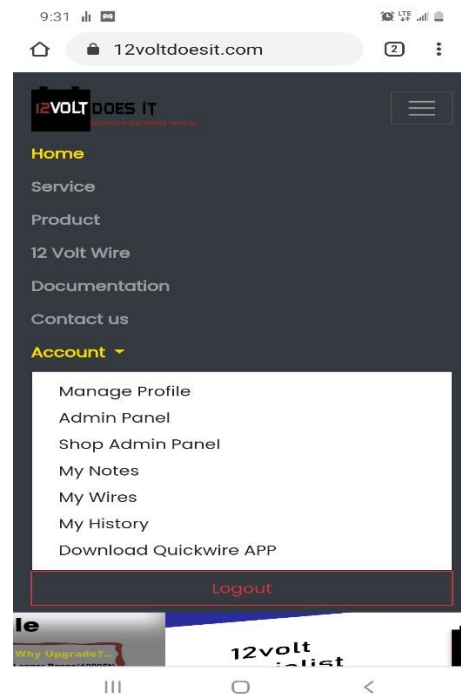
How to Download Quick Wire App

12voltdoesit.com

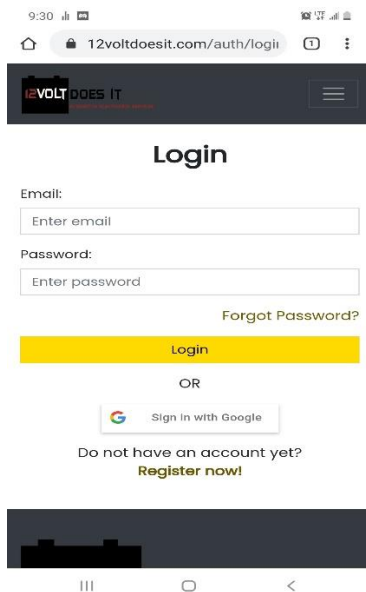
Click Login



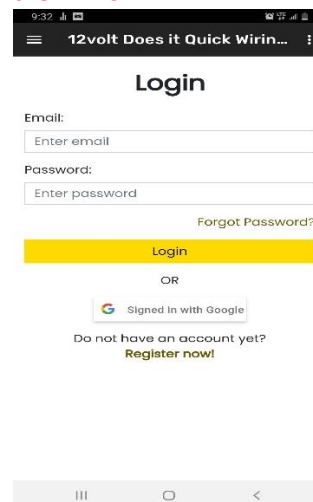
Once Logged in, click on Account in the menu Bar
Click "Download Quickwire App"



Enter Email and Password, to login



Once App is download onto mobile device Open App and Login using same email and password as the WEBSITE



Enjoy our APP

9:32 12VOLTDOESIT

12VOLTDOESIT

Search wireframe of any vehicle of any year

Select a Make

Select a Model

Select a Year

Search

OR

Enter VIN and press -->

Data regarding entered VIN is not available.

III O <

The screenshot shows a mobile application interface. At the top, the status bar displays the time 9:32 and the app name 12VOLTDOESIT. Below this is a dark header with a hamburger menu icon on the left, the text '12VOLTDOESIT', and another hamburger menu icon on the right. The main content area has a white background. It starts with the text 'Search wireframe of any vehicle of any year'. Below this are three vertically stacked dropdown menus labeled 'Select a Make', 'Select a Model', and 'Select a Year'. A yellow button with the text 'Search' is positioned below the dropdowns. Underneath the button is the word 'OR' in bold. Below 'OR' is a text input field with the placeholder text 'Enter VIN and press -->' and a yellow search icon button on the right. Below the input field, the text 'Data regarding entered VIN is not available.' is displayed in red. At the bottom of the screen is a grey navigation bar with three icons: a hamburger menu, a circle, and a left-pointing arrow.